



IEYC Information for Parents - 10th August 2021

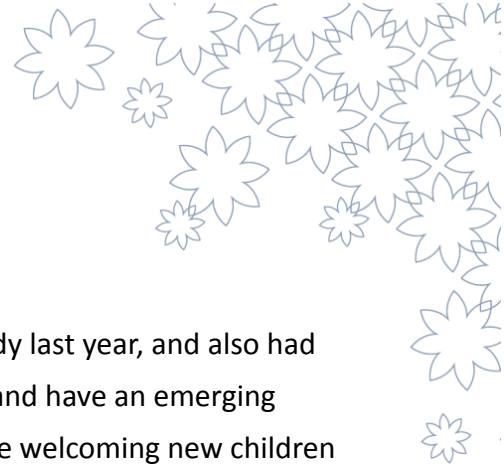
This is Me!



Our first International Early Years Curriculum (IEYC) unit of learning will be ***This is Me!*** through which children will be exploring the theme of “Me and My World”

The Big Picture

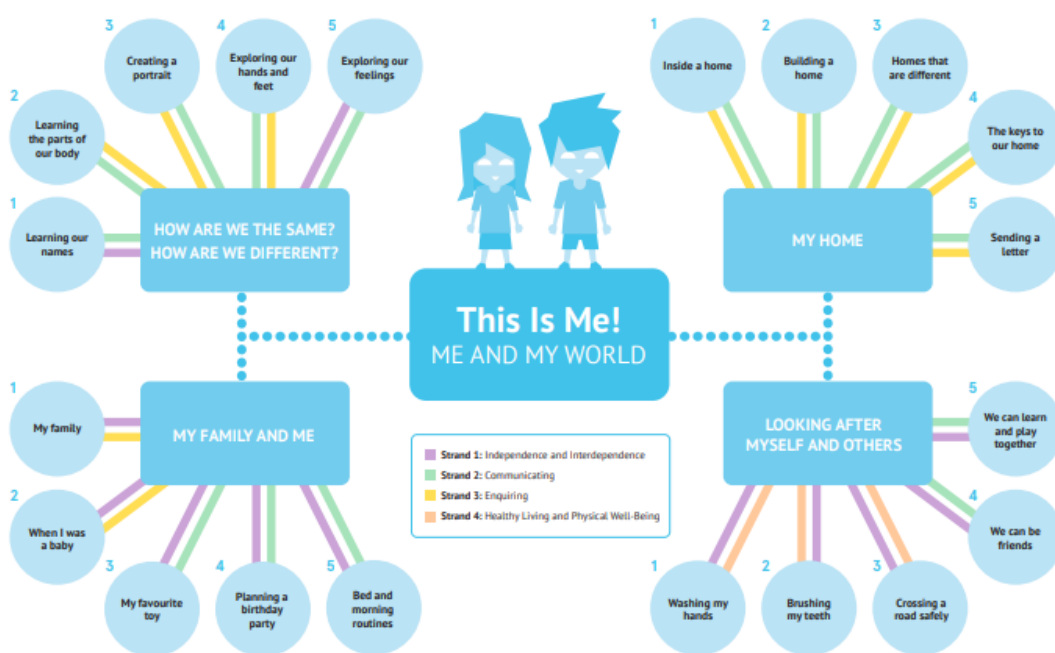
We learn and play together, supporting one another as we explore and experience new things every day. We have lots in common, but there are also lots of things about ourselves that make us special. Together, we are going to be learning about ourselves and each other and celebrating what we have learned with our families.



Why “This is Me!” for PreK/KG1E?


I am privileged to know some of the children who were in PreK with Ms Judy last year, and also had older siblings in my class. Many of the children made positive friendships and have an emerging understanding of the similarities and differences in people. This year we are welcoming new children who are just starting school for the first time in their life to join our class! We will be learning about ourselves, each other and our families, and as we move through the unit together, we will come to appreciate that our class members are also a family of sorts, helping and caring for each other, and coming together each day to learn and play. We will try and encourage this idea as much as possible throughout our unit, so that all children can feel part of a group that is special to them.

This mind map provides an overview of the learning experiences that children will engage in throughout this IEYC unit of learning.



There are 4 main learning blocks, and each Learning Block will provide new learning experiences. We may not always progress through the learning blocks in number order because it is more important to respond to the interests of the children during the learning process. Our weekly updates will provide an overview of the learning outcomes for the week ahead and how you can help.





Ready, Steady - how parents can help make learning links:

The first week of the unit is a time for us to prepare, discuss what the children already know and what gets them excited. Parents can get involved to shape future learning by:

1. Talking to your child about themselves, their siblings and other family members - through photographs and artefacts - find out what they think and tell us.
2. Helping your children with creating their own family scrapbooks – ideally including images of the immediate and wider family, and also baby and toddler photographs if possible.
3. Talking about their feelings and examining these more closely, with a growing sense of what are acceptable and unacceptable ways of expressing themselves.
4. Providing your child with some small-world toy equipment so that children can create their own stories through play. Try and include:
 - small-world figures that children can use to make families
 - cookers, cupboards, plates, cups, play food, bedding etc.
 - road pieces, buildings, sign posts and vehicles to explore features of the local environment.





Overview of the learning blocks and experiences:

Learning Block 1	Learning Block 2	Learning Block 3	Learning Block 4
The central learning focus for this Learning Block is: <i>How are we the same? How are we different?</i>	The central learning focus for this Learning Block is: <i>My home</i>	The central learning focus for this Learning Block is: <i>My family and me</i>	The central learning focus for this Learning Block is: <i>Looking after myself and others</i>
Capturing Curiosity Enable the Environment			
Explore and Express Activities	Explore and Express Activities	Explore and Express Activities	Explore and Express Activities
1. Learning our names	1. Inside a home	1. My family	1. Washing my hands
2. Learning the parts of our body	2. Building a home	2. When I was a baby	2. Brushing my teeth
3. Creating a portrait	3. Homes that are different	3. My favourite toy	
4. Exploring our hands and feet	4. The keys to our home	4. Planning a birthday party	
5. Exploring our feelings	5. Sending a letter	5. Bed and morning routines	3. Crossing a road safely
			4. We can be friends
			5. We can learn and play together

IEYC Personal Goals	
Adaptable	I can cope with change.
Thinker	I am curious and explore different ways of learning.
Communicator	I can express my emotions and thoughts in a variety of different ways.
Resilient	I always try my best and keep on trying!
Respectful	I treat others and the world the way I want myself and the world to be treated.
Ethical	I can make good choices.
Empathetic	I can be kind and care for others and my environment.
Collaborator	I can work with others.



This unit will develop the IEYC International Dimension as children will learn about:

- Learning and playing with others beyond their immediate friendship group
- The similarities and differences between children's lives
- Applying the IEYC Personal Goals in various context
- Develop knowledge and an increasing understanding beyond that related to their own nationality and identity.

Learning experiences and outcomes:

Language and Communication:

During the first weeks of school the most important focus is getting to know the children. As it is likely to be online, we will focus on some basic vocabulary to support online learning protocols to start with, then we will move on to feelings and emotions, body parts and family members.

Other core learning will be:

- Making our own portraits
- Making art with our hands and feet
- Listening to stories
- Joining in with songs and actions
- Developing and applying fine motor skill control within a range of relevant contexts
- Exploring how we are feeling

Maths Learning:

- Exploring making numbers out of playdough
- Using water and large brushes to 'paint' numbers outside
- Sorting and grouping objects
- Counting through play activities, action songs, rhymes and games
- Separating a quantity of objects into groups with smaller number values
- Counting features – eyes, nose, mouth, hands, feet

IEYC Learning:

- Exploring what is inside a home
- Finding out about our families
- Looking at our favourite toys
- Exploring similarities and differences in people



Learning links and Capturing Curiosity:

We would like to form a 'learning-link' partnership with you, in this way we can work together to help your child learn in the best possible way.

Please help by capturing your child's curiosity; this means keeping your child's teacher informed about what he/she is most interested in during this IEYC unit of learning and finding out what he/she would like to learn more about. This helps us to plan relevant learning experiences that will appeal to your child's curiosity.

We look forward to forming a successful learning-link partnership with you so that we can support your child's learning together!

Yours sincerely

Help us track the progress of your child!



Throughout this unit we will be particularly assessing the following IEYC

13. Express themselves in a variety of contexts:

- Encourage your child to tell you about what they like playing with at home.
- Read a story in your home language and ask them questions about the pictures
- Talk about themselves and write and be creative

15. Recall and retell a sequences of events:

- Ask your child to talk about what happened in the book you have read using the pictures as cues
- Talk about routines of the day and draw pictures to sequence in order
- Use a simple recipe to make a sandwich or pizza. Talk about the steps.

We shall discuss this as the upcoming parents meeting - please let us know how well child is doing in your home language. It is important for us to know!

